

MAURIA UDYOG LIMITED


Regd. Office: Anand Jyoti Building, Room No. 107, 1st Floor, 41, Netaji Subhas Road, Kolkata-700001.

CIN - L51909WB1980PLC033010

Ph.:033-65180616, 22309902, E-Mail Id:- mauria@mauria.com, Web-site: www.mauria.com

AUDITED FINANCIAL RESULTS FOR THE FINANCIAL YEAR ENDED 31.03.2014.

PART-I							(₹ in Lakhs)
SL. NO.	PARTICULARS	3 months ended 31.03.2014	Preceding 3 months ended 31.12.2013	Corresponding 3 months ended 31.03.2013 in the previous year	Year to date figures for current period ended 31.03.2014	Previous year ended 31.03.2013	
	(Refer Notes Below)	Audited	Unaudited	Audited	Audited	Audited	
1	Income from operations	20919.30	14965.71	22651.23	76824.58	90080.85	
	(a) Net Sales / Income from Operations (Net of excise duty)						
	(b) Other Operating Income	0.74	0.66	(19.31)	2.75	4.08	
	Total income from operations(net)	20920.04	14966.37	22631.92	76827.33	90084.93	
2	Expenses						
	a) Cost of materials consumed	12739.68	3742.89	3938.13	24866.81	21206.29	
	b) Purchases of stock-in-trade	8809.08	7805.32	16443.45	40854.13	51402.92	
	c) Changes in inventories of finished goods, work-in-progress and stock-in-trade	(4623.27)	(96.15)	(2072.21)	(4738.86)	720.01	
	d) Employee benefits expense	146.01	104.11	132.97	475.00	405.08	
	e) Depreciation and amortisation expense	113.70	122.13	110.53	447.15	394.24	
	f) Other expenses(Any item exceeding 10% of the total expenses relating to continuing operations to be shown separately)	2958.78	2811.89	2809.78	11608.76	11974.42	
	Total expenses	20144.00	14490.20	21362.65	73513.01	86102.96	
3	Profit / (Loss) from operations before other income, finance costs and exceptional items (1-2)	776.04	476.17	1269.27	3314.32	3981.97	
4	Other Income	41.94	39.13	55.89	148.32	122.42	
5	Profit / (Loss) from ordinary activities before finance costs and exceptional items (3 ± 4)	817.98	515.31	1325.16	3462.64	4104.39	
6	Finance costs	459.38	226.03	716.24	2019.68	2323.03	
7	Profit / (Loss) from ordinary activities after finance costs but before exceptional items (5 ± 6)	358.60	289.27	608.93	1442.96	1781.37	
8	Exceptional Items	0.00	0.00	0.00	0.00	0.00	
9	Profit/ Loss from Ordinary Activities before tax (7 ± 8)	358.60	289.27	608.93	1442.96	1781.37	
10	Tax Expense	137.54	97.97	236.74	445.54	559.72	
11	Net Profit/ Loss from Ordinary Activities after tax (9 ± 10)	221.06	191.30	372.19	997.42	1221.65	
12	Extraordinary Items(Net of Tax expense Rs...Lakhs)	40.90	0.00	13.15	40.90	56.14	
13	Net Profit / Loss for the period (11 ± 12)	180.16	191.30	359.05	956.52	1165.52	
14	Share of profit / (loss) of associates*	0.00	0.00	0.00	0.00	0.00	
15	Minority interest *	0.00	0.00	0.00	0.00	0.00	
16	Net Profit / (Loss) after taxes, minority interest and share of profit / (loss) of associates (13 ± 14 ± 15) *	180.16	191.30	359.05	956.52	1165.52	
17	Paid-up equity share capital - Face Value of Rs. 10/-each (Face Value of the Share shall be indicated)	1332.00	1332.00	1332.00	1332.00	1332.00	
18	Reserve excluding Revaluation Reserves as per balance sheet of previous accounting year	6703.63	5766.97	0.00	6717.73	5766.97	
19.i	Earnings per share (before extraordinary items)						
	(of ` 10/- each) (not annualised):						
	(a) Basic	1.35	1.44	2.79	7.18		
	(b) Diluted					9.17	
19.ii	Earnings per share (after extraordinary items)						
	(of ` 10/- each) (not annualised):						
	(a) Basic	1.35	1.44	2.70	7.18	8.75	
	(b) Diluted						



PART-II						(₹ in Lakhs)	
SL. NO.	PARTICULARS	3 months ended 31.03.2014	Preceding 3 months ended 31.12.2013	Corresponding 3 months ended 31.03.2013 in the previous year	Year to date figures for current period ended 31.03.2014	Previous year ended 31.03.2013	
A	PARTICULARS OF SHAREHOLDING	Audited	Unaudited	Audited	Audited	Audited	
1	Public shareholding						
	Number of Shares	3420480	3420480	3420480	3420480	3420480	
	Percentage of Shareholding	25.68	25.68	25.68	25.68	25.68	
2	Promoters and Promoter Group Shareholding**						
	a) Pledged/Encumbered						
	- Number of Shares	0.00	0.00	0.00	0.00	0.00	
	- Percentage of Shares (as a % of the total shareholding of Promoter and Promoter group)	0.00	0.00	0.00	0.00	0.00	
	- Percentage of Shares (as a % of the total share capital of the Company)	0.00	0.00	0.00	0.00	0.00	
	b) Non-encumbered						
	- Number of Shares	9899520	9899520	9899520	9899520	9899520	
	- Percentage of Shares (as a % of the total shareholding of Promoter and Promoter group)	100.00	100.00	100.00	100.00	100.00	
	- Percentage of Shares (as a % of the total share capital of the Company)	74.32	74.32	74.32	74.32	74.32	

Particulars	3 months ended 31.03.2014
B INVESTOR COMPLAINTS	
Pending at the beginning of the quarter	NIL
Received during the quarter	NIL
Disposed of during the quarter	NIL
Remaining unresolved at the end of the	NIL

Notes :

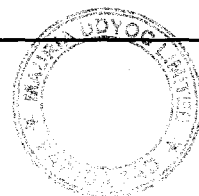
- The above Audited Financial Results for the Financial Year ended on 31.03.2014, duly reviewed by the Audit Committee, have been approved and taken on record by the Board of Directors in their meeting held on 30.05.2014.
- Provision for Income Tax includes Deferred Tax, pursuant to provisions of accounting standard AS22.
- Provisions have not been made in respect of decrease in Market Value of Quoted Investment being considered temporary in nature.
- Figures of the last quarter are the balancing figures between audited figures in respect of the full financial year ended on 31.03.2014 and the published year to date figures upto the third quarter of the current financial year ended 31.12.2013 .

For MAURIA UDYOG LIMITED

(V. K. Sureka)
CHAIRMAN

PLACE : NEW DELHI

DATE : 30.05.2014



MAURIA UDYOG LIMITED

STATEMENT OF ASSETS AND LIABILITIES AS PER CLAUSE 41 OF THE LISTING AGREEMENT

(₹ in Lakhs)

Standalone / Consolidated Statement of Assets and Liabilities		As at 31.03.2014	As at 31.03.2013
Particulars		AUDITED	AUDITED
A	EQUITY AND LIABILITIES		
1	Shareholders' funds		
	(a) Share capital	1332.00	1332.00
	(b) Reserves and surplus	8719.99	7769.02
	(c) Money received against share warrants		0.00
	Sub-total - Shareholders' funds	10051.99	9101.02
2	Share application money pending allotment	0.00	0.00
3	Minority interest *	0.00	0.00
4	Non-current liabilities		
	(a) Long-term borrowings	6141.92	6012.09
	(b) Deferred tax liabilities (net)	380.50	289.45
	(c) Other long-term liabilities		0.00
	(d) Long-term provisions		0.00
	Sub-total - Non-current liabilities	6522.41	6301.55
5	Current liabilities		
	(a) Short-term borrowings	19849.42	20516.92
	(b) Trade payables	4321.94	7518.25
	(c) Other current liabilities	2742.11	1525.82
	(d) Short-term provisions	362.05	517.54
	Sub-total - Current liabilities	27275.52	30078.53
	TOTAL - EQUITY AND LIABILITIES	43849.92	45481.09
B	ASSETS		
1	Non-current assets		
	(a) Fixed assets	7377.30	7083.45
	(b) Goodwill on consolidation *		0.00
	(c) Non-current investments	326.29	304.67
	(d) Deferred tax assets (net)		0.00
	(e) Long-term loans and advances	842.29	820.24
	(f) Other non-current assets		0.00
	Sub-total - Non-current assets	8545.87	8208.36
2	Current assets		
	(a) Current investments	0.00	0.00
	(b) Inventories	12095.06	6730.68
	(c) Trade receivables	14738.51	24112.89
	(d) Cash and cash equivalents	2177.02	2346.19
	(e) Short-term loans and advances	4172.64	1617.43
	(f) Other current assets	2120.82	2465.55
	Sub-total - Current assets	35304.05	37272.73
	TOTAL - ASSETS	43849.92	45481.09

(0.00)

For MAURIA UDYOG LIMITED


(V. K. Sureka)

CHAIRMAN

PLACE: NEW DELHI

DATE : 30.05.2014

Dear Shareholders, As part of Green Initiatives your company sends Annual Reports to shareholders using the e-mail Id's provided by the shareholders. We request you to update your e-mails Id's with your respective Depository Participants in case you hold shares in dematerialised form. Those holding shares in physical form are requested to update their e-mail Id's with the company or its RTA by sending a letter giving details of their Email Id, Name & Folio No. etc.



MAURIA UDYOG LIMITED

Registered Office: ROOM NO. 107, 1ST FLOOR, ANAND JYOTI BUILDING, 41, NETAJI SUBHAS ROAD, KOLKATA 700 001.

CIN - L51909WB1980PLC033010

Ph.:033-65180616, 22309902, E-Mail Id:- mauria@mauria.com, Web-site: www.mauria.com

SEGMENT WISE REVENUE, RESULTS AND CAPITAL EMPLOYED UNDER CLAUSE 41 OF THE LISTING AGREEMENT

(₹ in Lakhs)

SL. NO.	PARTICULARS	3 months ended	Preceding 3 months ended	Corresponding 3 months ended	Year to date figures for current period ended	Previous year ended
		31.03.2014	31.12.2013	31.03.2013 in the previous year	31.03.2014	31.03.2013
		Audited	Unaudited	Audited	Audited	Audited
1	SEGMENT REVENUE					
	a) Segment A - Manufacturing	14550.04	6476.40	29861.49	36257.72	37163.72
	b) Segment B - Merchandising	6369.26	8489.32	38070.18	40566.86	52917.12
	c) Segment C - Investments & Finance	0.00	0.00	0.00	0.00	0.00
	d) Unallocated	0.74	2.01	(9.57)	2.75	4.08
	Total	20920.04	14967.73	67922.11	76827.33	90084.92
	LESS: Inter Segment Revenue		0.00	0.00	0.00	0.00
	NET SALES/INCOME FROM OPERATIONS	20920.04	14967.73	67922.11	76827.33	90084.92
2	SEGMENT RESULTS					
	PROFIT(+)/LOSS(-) BEFORE TAX & INTEREST #					
	a) Segment A - Manufacturing	593.31	313.47	1535.09	1961.61	2275.09
	b) Segment B - Merchandising	141.08	160.70	1701.28	1309.06	1765.01
	c) Segment C - Investments & Finance	0.00		0.00		0.00
	d) Unallocated		2.01	(52.71)	2.75	4.08
	TOTAL	734.39	476.18	3183.66	3273.42	4044.18
	LESS: (i) INTEREST**	459.37	226.03	1857.40	2019.68	2323.03
	(ii) Other Unallocable Expenditure net	0.00	0.00	0.00	0.00	0.00
	Add:- Un-allocable income	41.94	39.13	(18.25)	148.32	4.08
	TOTAL PROFIT BEFORE TAX	316.96	289.28	1308.02	1402.06	1725.23
3	CAPITAL EMPLOYED					
	(Segment Assets - Segment Liabilities)					
	a) Segment A - Manufacturing	6713.32	6403.00	5731.54	6713.32	5731.54
	b) Segment B - Merchandising	1010.13	1222.21	1100.88	1010.13	1100.88
	c) Segment C - Investments & Finance	326.29	288.24	304.67	326.29	304.67
	d) Unallocated			0.00		0.00
	TOTAL	8049.74	7913.45	7137.09	8049.74	7137.09

*strike off whichever is not applicable

Profit/ Loss before tax and after interest in case of segments having operations which are primarily of financial nature.

**Other than the interest pertaining to the segments having operations which are primarily of financial nature

Notes:

(a) Segment Revenue, Segment Results, Segment assets and Segment liabilities shall have the same meaning as defined in the Accounting Standards on Segments Reporting (AS-17) issued by ICAI /Company (Accounting Standard) Rules, 2006

(b) The above information shall be furnished for each of the reportable primary segments as identified in accordance with AS-17, issued by ICAI /Company (Accounting Standard) Rules, 2006

for MAURIA UDYOG LIMITED

(V.K. SUREKA)
CHAIRMAN

PLACE: NEW DELHI
DATE : 30.05.2014

