


MAURIA UDYOG LIMITED

Registered Office : ROOM NO. 107, 1ST FLOOR, ANAND JYOTI BUILDING, 41, NETAJI SUBHAS ROAD, KOLKATA 700 001.

UNAUDITED FINANCIAL RESULTS FOR THE QUARTER ENDED 30.09.2011

(Rupees in Lakhs)

SL. NO.	PARTICULARS	3 months ended 30.09.2011	Corresponding 3 months ended in the previous year 30.09.2010	Year to date figures for the current period ended 30.09.2011	Year to date figures for the previous year ended 30.09.2010	Previous accounting year ended 31.03.2011
		Unaudited	Unaudited	Unaudited	Unaudited	Audited
1	(a) Net Sales / Income from Operations	17309.50	19129.52	42610.40	29993.63	80163.09
	(b) Other Operating Income	(6.31)	63.87	18.36	145.73	4.51
2	Expenditure					
	a) Increase / Decrease in stock-in-trade and work in progress.	1886.79	(829.77)	1633.89	(831.02)	(1083.94)
	b) Consumption of raw-materials	3675.69	3259.79	6911.20	5143.06	11526.19
	c) Purchase of Traded Goods	9708.94	14348.05	29549.05	21896.76	60283.58
	d) Employees Cost	64.84	92.26	128.86	162.38	370.00
	e) Depreciation	58.58	71.65	143.53	130.42	267.26
	f) Other expenditure	1620.01	1735.36	3497.72	2917.97	7362.80
	g) Total (Any item exceeding 10%of the total expenditure to be shown separately)	17014.85	18677.34	41864.25	29419.57	78725.89
3	Profit from Operations before Other Income, Interest & Exceptional Items(1-2)	288.34	516.05	764.51	719.79	1441.71
4	Other Income	31.58	49.99	38.51	51.73	98.41
5	Profit before Interest & Exceptional Items (3+4)	319.92	566.04	803.02	771.52	1540.12
6	Interest	1.21	290.41	103.02	363.75	353.05
7	Profit after interest but before Exceptional Items (5-6)	318.71	275.63	700.00	407.77	1187.07
8	Exceptional Items	0.00	0.00	0.00	0.00	0.00
9	Profit(+)/ Loss(-) from ordinary Activities before tax (7+ 8)	318.71	275.63	700.00	407.77	1187.07
10	Tax Expense	119.00	80.00	220.00	120.00	438.68
11	Net Profit(+)/ Loss(-) from ordinary Activities after tax (9-10)	199.71	195.63	480.00	287.77	748.39
12	Extraordinary Item(Net of Tax expense) Rs	0.00	0.00	0.00	0.00	0.00
13	Net Profit (+) / Loss (-) for the period (11 -12)	199.71	195.63	480.00	287.77	748.39
14	Paid-up Equity Share Capital	444.00	444.00	444.00	444.00	444.00
	(Face Value of the Share Rs. 10/- each)					
15	Reserves excluding Revaluation Reserves as per balance sheet of previous accounting year	0.00	0.00	0.00	0.00	4596.98
16	Earning per Share- (EPS)					
	a)Basic & diluted EPS before Extraordinary items for the period, for the year to date and for the previous year (not to be annualized)	4.50	4.41	10.81	6.48	16.86




	(b)Basic and diluted EPS after Extraordinary items for the period, for the year to date and for the previous year (not to be annualized.)	4.50	4.41	10.81	6.48	16.86
17	Public shareholding					
	Number of Shares	1140160	1140160	1140160	1140160	1140160
	Percentage of Shareholding	25.68	25.68	25.68	25.68	25.68
18	Promoters and Promoter Group Shareholding**					
	a) Pledged/Encumbered	0.00	0.00	0.00	0.00	0.00
	- Numbers of Shares	0.00	0.00	0.00	0.00	0.00
	- Percentage of Shares (as a % of the total shareholding of promoter and promoter group)	0.00	0.00	0.00	0.00	0.00
	- Percentage of Shares (as a % of the total share capital of the Company)					
	b) Non-encumbered					
	- Numbers of Shares	3299840	3299840	3299840	3299840	3299840
	- Percentage of Shares (as a % of the total shareholding of promoter and promoter group)	100.00	100.00	100.00	100.00	100.00
	- Percentage of Shares (as a % of the total share capital of the Company)	74.32	74.32	74.32	74.32	74.32

Notes :

- 1 Provision for Income Tax includes Deferred Tax, pursuant to provisions of accounting standard AS22.
- 2 The above Unaudited Results have been prepared on the basis of accounting policies adopted by the company for preparing the statutory accounts in the past and were reviewed by the Audit Committee.
- 3 Provisions have not been made in respect of decrease in Market Value of Quoted Investment being considered temporary in nature.
- 4 During the quarter ended on 30.09.2011 no investor complaints were received. There were no investors complaints pending for redressal as at commencement and end of the quarter.
- 5 Statement of Assets & Liabilities as per Clause 41-I(ea) of the Listing Agreement is enclosed as an annexure.
- 6 The Unaudited Financial Results for the quarter ended 30.09.2011 have been approved and taken on record by the Board of Directors in their meeting held on 14.11.2011.
- 7 The Limited Review as required under clause 41 of the Listing Agreement has been completed by the Statutory Auditors.

For MAURIA UDYOG LTD.

(N.K. SUREKA)
DIRECTOR



PLACE NEW DELHI
DATE : 14TH , NOVEMBER, 2011

MAURIA UDYG LIMITED

Registered Office: ROOM NO. 107, 1ST FLOOR, ANAND JYOTI BUILDING, 41, NETAJI SUBHAS ROAD, KOLKATA 700 001.

UNAUDITED SEGMENT WISE REVENUE RESULTS AND CAPITAL EMPLOYED FOR THE QUARTER ENDED 30.09.2011

(Rupees in Lakhs)

SL. NO.	PARTICULARS	3 months ended 30.09.2011	Corresponding 3 months ended in the previous year 30.09.2010	Year to date figures for the current period ended 30.09.2011	Year to date figures for the previous year ended 30.09.2010	Previous accounting year ended 31.03.2011
		Unaudited	Unaudited	Unaudited	Unaudited	Audited
1	SEGMENT REVENUE					
	a) Segment A - Manufacturing	7257.58	4582.78	13367.20	8946.40	17864.33
	b) Segment B - Merchandising	10051.92	14546.74	29243.20	21047.23	62298.48
	c) Segment C - Investments & Finance	0.00	0.00	0.00	0.00	3.43
	d) Unallocated	(6.31)	115.60	18.36	197.46	99.49
	Total	17303.19	19245.12	42628.76	30191.09	80265.73
	LESS: Inter Segment Revenue		0.00		0.00	0.00
	NET SALES/INCOME FROM OPERATIONS	17303.19	19245.12	42628.76	30191.09	80265.73
2	SEGMENT RESULTS					
	PROFIT(+)/LOSS(-) BEFORE TAX & INTEREST #					
	a) Segment A - Manufacturing	234.43	295.88	468.22	403.21	575.46
	b) Segment B - Merchandising	91.80	154.56	316.44	170.85	861.44
	c) Segment C - Investments & Finance	0.00	0.00	0.00	0.00	3.43
	d) Unallocated	(6.31)	115.60	18.36	197.46	99.49
	TOTAL	319.92	566.04	803.02	771.52	1539.82
	LESS:(i) INTEREST**	1.21	290.41	103.02	363.75	353.05
	(ii) Other Unallocable Expenditure net off	0.00	0.00	0.00	0.00	0.00
	(iii) Un-allocable income	0.00	0.00	0.00	0.00	0.00
	TOTAL PROFIT BEFORE TAX	318.71	275.63	700.00	407.77	1186.77
3	CAPITAL EMPLOYED					
	(Segment Assets - Segment Liabilities)					
	a) Segment A - Manufacturing	4596.05	3896.97	4596.05	3896.97	4249.05
	b) Segment B - Merchandising	655.50	479.72	655.50	479.72	522.66
	c) Segment C - Investments & Finance	269.43	269.75	269.43	269.75	269.27
	d) Unallocated	0.00	0.00	0.00	0.00	0.00
	TOTAL	5520.98	4646.44	5520.98	4646.44	5040.98

*strike off whichever is not applicable

Profit/ Loss before tax and after interest in case of segments having operations which are primarily of financial nature.

**Other than the interest pertaining to the segments having operations which are primarily of financial nature

Notes:


- (a) Segment Revenue, Segment Results, Segment assets and Segment liabilities shall have the same meaning as defined in the Accounting Standards on Segments Reporting (AS-17) issued by ICAI /Company (Accounting Standard) Rules, 2006
- (b) The above information shall be furnished for each of the reportable primary segments as identified in accordance with AS-17, issued by ICAI /Company (Accounting Standard) Rules, 2006

for MAURIA UDYOG LIMITED

(N.K. SUREKA)
DIRECTOR

PLACE: NEW DELHI

DATE : 14TH NOVEMBER ,2011



MAURIA UDYOG LIMITED

Regd Office: ROOM NO. 107, 1ST FLOOR, ANAND JYOTI BUILDING, 41, NETAJI SUBHAS ROAD, KOKLATA-700 001.

UNAUDITED FINANCIAL RESULTS FOR QUARTER ENDED ON 30.09.2011.

Annexure

STATEMENT OF ASSETS AND LIABILITIES -AS PER CLAUSE 41-I(ea) OF LISTING AGREEMENT.

(Rupees in Lakhs)

	PARTICULARS	6 months ended 30.09.2011	Corresponding 6 months ended in the previous year 30.09.2010
		Unaudited	Unaudited
	SHAREHOLDERS' FUNDS:		
a)	Capital	444.00	444.00
b)	Reserves and Surplus	7079.24	6202.69
c)	LOAN FUNDS	10586.86	8720.08
	TOTAL	18110.10	15366.77
	FIXED ASSETS	5799.03	5121.39
	INVESTMENTS	269.43	269.76
	CURRENT ASSETS, LOANS AND ADVANCES		
a)	Inventories	4688.49	5945.67
b)	Sundry Debtors	11204.18	7091.92
c)	Cash and Bank balances	239.86	1111.49
d)	Other Current Assets	97.55	2396.16
e)	Loan and Advances	14828.07	3877.26
	Less :Current Liabilities and Provisions		
a)	Liabilities	18593.89	9965.44
b)	Provisions	422.62	481.44
	MISCELLANEOUS EXPENDITURE (NOT WRITTEN OFF OR ADJUSTED) PROFIT & LOSS ACCOUNT		
	TOTAL	18110.10	15366.77

for MAURIA UDYOG LIMITED

(N.K. SUREKA)
DIRECTOR

PLACE: NEW DELHI

DATE : 14TH NOVEMBER, 2011